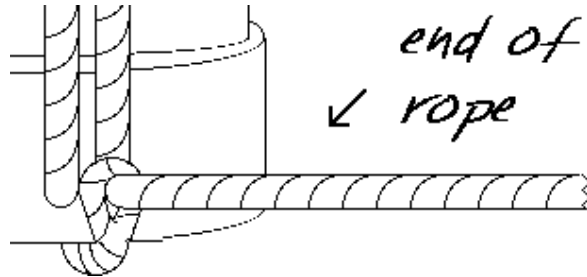
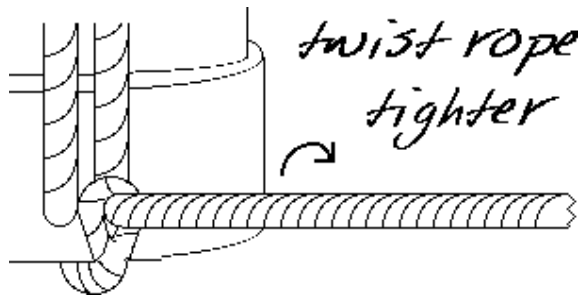


retaining

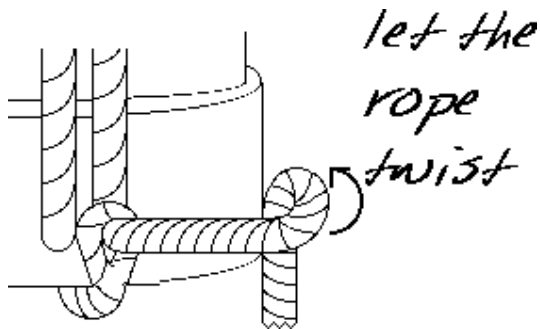
1. *Start by tightening your drum, and pulling the rope through the hole in the starting end of the rope.*



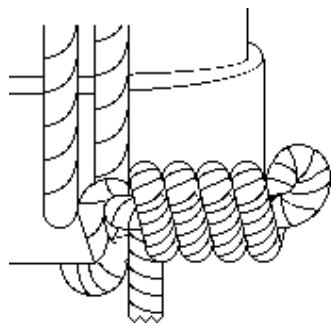
2. *Twist the end piece of rope tighter upon itself near the drum.*



3. *Let the rope fold over on itself, as close to the drum as possible.*



4. *Wrap the rope around itself between the end and the drum, as tightly as possible. When you don't seem to be able to stuff anymore layers between the pigtail coils and the drum, this is when you try your hardest to force 'em in there! **Hint:** Wrap an extra layer around and pull it in, rather than pushing with your thumb. This is where the last bit of tension is added.*



wrap
rope
around
itself

5. *The pig tail will stay put and keep the tension on the ropes. Finish it off by threading the rest of the rope behind the adjacent rope, then on top of the front of the adjacent rope, and then behind and down through them both. Or, knot it how you want, as long as the pigtail is in no danger of unraveling. Finish remaining rope off with chain knot.*

